



BIG SOZA CELL

BSOZA501 THRU BSOZA506

VOLTAGE RANGE 100 to 600 Volts

CURRENT 50.0 Amperes

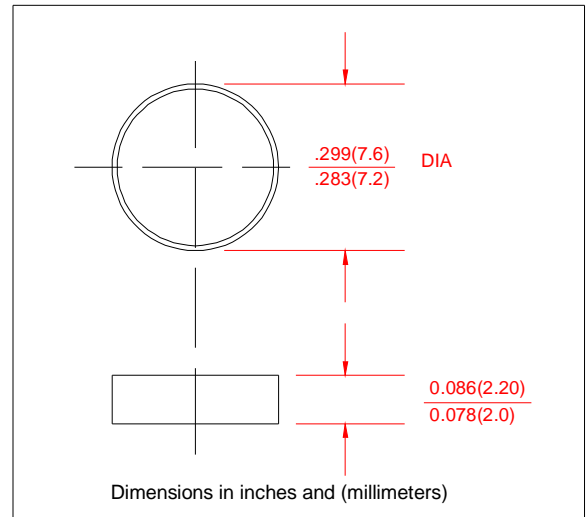
TECHNICAL SPECIFICATION:

FEATURES

- Low Leakage
- Low forward voltage drop
- High current capability
- High forward surge current capacity

MECHANICAL DATA

- Copper slug
- Cell with 180milSQU
- Technology: cell with vacuum soldered
- Polarity: blue dots denotes cathode end
- Mounting Position: Any
- Weight: 0.0219 ounces, 0.62 grams



MAXIMUM RATINGS AND ELECTRICAL CHARACTERISTICS

- Ratings at 25°C ambient temperature unless otherwise specified
- Single Phase, half wave, 60HZ, resistive or inductive load
- For capacitive load derate current by 20%

	SYMBOLS	BSOZA501	BSOZA502	BSOZA503	BSOZA504	BSOZA506	UNIT
Maximum Repetitive Peak Reverse Voltage	V_{RRM}	100	200	300	400	600	Volts
Maximum RMS Voltage	V_{RMS}	70	140	210	280	420	Volts
Maximum DC Blocking Voltage	V_{DC}	100	200	300	400	600	Volts
Maximum Average Forward Rectified Current, At $T_c=110^\circ\text{C}$	I_O	50.0					Amps
Peak Forward Surge Current 3.3mS single half sine wave superimposed on Rated load (JEDEC method)	I_{FSM}	500					Amps
Maximum instantaneous Forward Voltage at 100A	V_F	1.08					Volts
Maximum DC Reverse Current at Rated $T_A=25^\circ\text{C}$	I_R	5.0					UA
DC Blocking Voltage per element $T_A=100^\circ\text{C}$		250					
Typical Thermal Resistance	$R_{\theta JC}$	0.8					$^\circ\text{C}/\text{W}$
Operating and Storage Temperature Range	T_J, T_{STG}	(-65 to +175)					$^\circ\text{C}$

Notes:

1. Enough heatsink must be considered in application.

BSOZA501 THRU BSOZA506

VOLTAGE RANGE 100 to 600 Volts
CURRENT 50.0 Amperes

RATINGS AND CHARACTERISTIC CURVES BSOZA501 THRU BSOZA506

FIG.1 TYPICAL FORWARD CURRENT DERATING CURVE

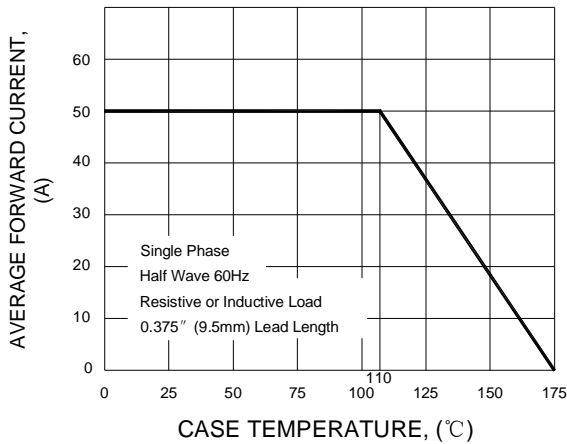


FIG.2 MAXIMUM NON-REPETITIVE PEAK FORWARD SURGE CURRENT

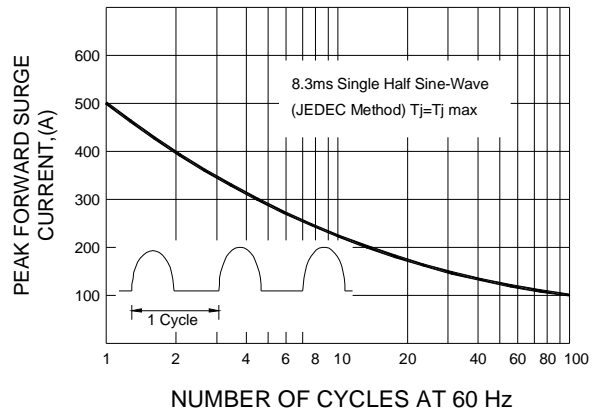


FIG.3 TYPICAL INSTANTANEOUS FORWARD CHARACTERISTICS

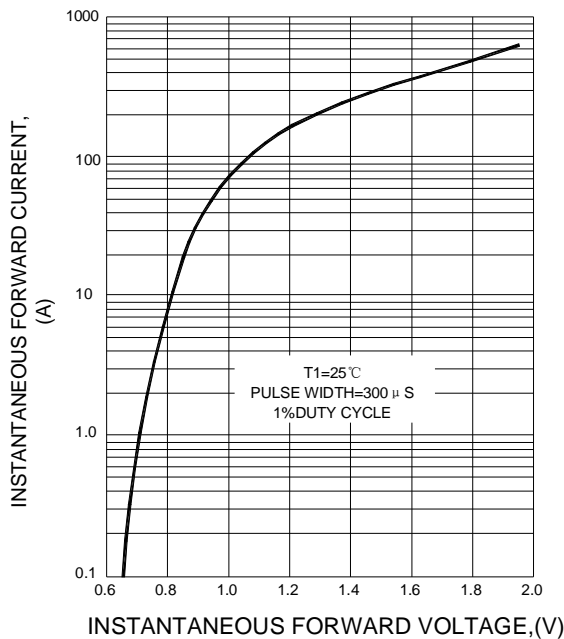


FIG.4 FORWARD POWER DISSIPATION

